

Year 2 Science
Home Learning
Everyday Materials
Spring 1 & 2 2024

This term, we are learning about materials we find in our every day lives. After an enthusiastic response from Year 2, our home learning will require every child to make a wearable item of clothing from recycled materials. This must be handed in by the **13th of March, at the latest**. We will then film a fashion show in class with video interviews about the designs and their making process.

Our learning focuses on the properties of each material and their suitability for their purpose. As the children brainstorm and create with you at home, please encourage them to consider why they are choosing each material and which property makes it a good choice. Please see a property word map below to support your discussions. You could attach the recycled items in any way you choose - be as creative as you can with your designs! The sky is the limit! You might be feeling very inspired to attempt a large item of clothing, such as a dress!


If you have any questions, my door is always open at the end of the day and I will very happily answer any queries or help support ideas the children have come up with.

Please see some ideas below;

A crisp packet cape (foil can insulate heat and is waterproof, the packets are colourful for a pleasing design, packets are easily stapled together because they are flexible and thin).

A hat made from tinfoil (Tin foil is easy to mould as it is bendy, it will hold its shape, it is opaque so no one can see a bad hair day!).

A newspaper skirt (Newspaper can be glued or stapled, it can be easily cut to size, it can be folded, it will move and flow as you walk).






Everyday Materials



stretchy



wood



absorbent



waterproof



dull



shiny



not bendy



soft



glass



metal



water



rock



not waterproof



not absorbent




smooth



plastic



materials



opaque



stiff



hard



rough



bendy



transparent

